



## JYOTI NIVAS PRE-UNIVERSITY COLLEGE


### ADMISSION 2026-27 HELP GUIDE

Registration Form URL/Website link

<https://jnpuc.schoolphins.com/registration/>

Sign in page:

Sign In - REGISTRATION FORM 2026 - 2027




**JYOTI NIVAS PRE-UNIVERSITY COLLEGE**

Mobile Number\*

Password\*

**SIGN IN**

**NEW REGISTRATION**

[Guidelines to fill the registration form](#) 


[Forgot Password](#)

Note: For the best experience use "Google Chrome" Browser.

©2026-27 **SchoolPhins** The Wings of an Education.

## Step 1: Click on New Registration button

REGISTRATION FORM 2026 - 2027 [Help ?](#)



### JYOTI NIVAS PRE-UNIVERSITY COLLEGE

dd-mm-yyyy

**Note: Please remember this password for future logins.**

[Guidelines to fill the registration form ?](#) [Back to Login](#)

©2026-27 **SchoolPhins** The Wings of an Education.

## Step 2: Sign in with credentials

Sign In - REGISTRATION FORM 2026 - 2027



**JYOTI NIVAS PRE-UNIVERSITY COLLEGE**

Mobile Number\*

Password\*

SIGN IN

NEW REGISTRATION

[Guidelines to fill the registration form ?](#)

[Forgot Password](#)

Note: For the best experience use "Google Chrome" Browser.

©2026-27 SchoolPhins The Wings of an Education.

### Note:

- Sign in with credentials which were used in step 1.
- Sign in with mobile number and password.

## Step 3: Registration form

### Note:

- Field mention with \* are mandatory others are optional.

JYOTI NIVAS PRE-UNIVERSITY COLLEGE

Registration Form : 2026

STEP I : Personal Details

Student Photo\*

Upload

Help (i)

Name of the Candidate (as entered in SSLC Marks Card)\*

Date of Birth\*

Student Age

Select Category\*

Email ID for further correspondence\*

Country\*

City

Select Religion\*

Select Nationality\*

Father's Name \*

Father's Mobile Number\*

Father's Occupation \*

Mother's Name \*

Mother's Mobile Number\*

Mother's Occupation \*

Guardian's Mobile Number

Mobile Number for further correspondence

Combination and Language Opted

(Note: One registration form is valid for one combination only. You can apply for multiple combinations with different registration forms. Fill your preference on every form)

Select Course \*

Select First Preference Combination \*

Select Second Preference Combination

First Language  
ENGLISH

Language\*

Sports (Note: Should be supported with authentic certificates)

International Level

National Level

## Step 4: Fill School and Examination Details

STEP II : School and Examination Details (Last Studied)

Registration Form : 2026

Name of the last school attended\*

Address of the Institution last attended\*

Medium of Instruction\*

Year of Passing

10th Board Name\*

10TH STANDARD PRE BOARD / PRE FINAL MARKS

SUBJECT	MAX MARKS	MARKS SCORED
SELECT FIRST LANGAUGE	125	Enter Mark
SELECT SECOND LANGAUGE	100	Enter Mark
SELECT THIRD LANGAUGE	100	Enter Mark
MATHEMATICS	100	Enter Mark
SCIENCE	100	Enter Mark
SOCIAL SCIENCE	100	Enter Mark

«PREVIOUS

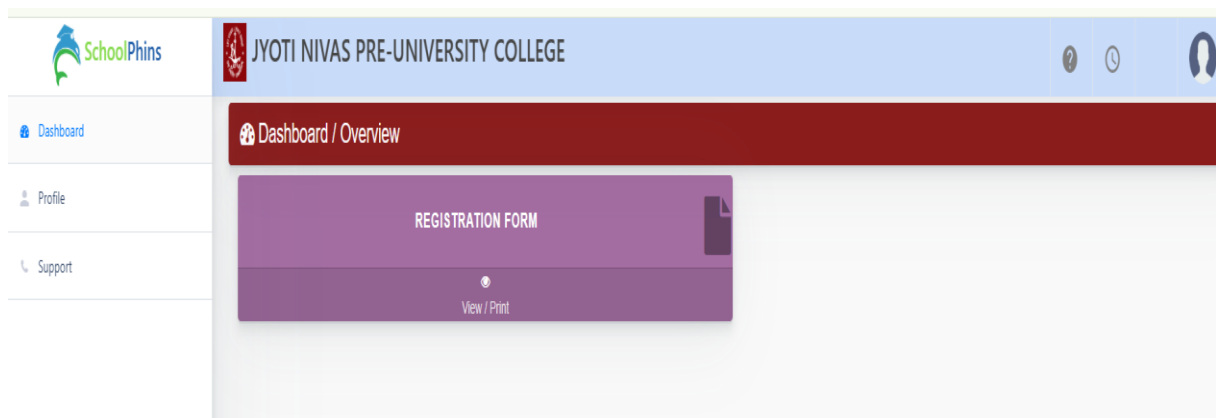
NEXT»

## Step 5: Upload the documents and submit the form.

The screenshot shows a web interface for Jyoti Nivas Pre-University College. At the top, a blue header bar contains the college name, a help icon, a clock icon, and a user profile icon with the ID 78787. Below the header, a green banner displays the message "School Details Added Successfully". The main content area is titled "STEP III : Document Details" and "Registration Form : 2026". It features three green boxes for document uploads, each with a "Help" button. The first box is for the "Aadhaar Card" (Note: Maximum File Size 500KB, File format: JPG, JPEG, PNG, PDF)\*. The second box is for the "Caste Certificate" (Note: Maximum File Size 500KB, File format: JPG, JPEG, PNG, PDF)\*, with an important note: "(Important: If caste certificate is not available, please select GM option under Category.)". The third box is for the "Pre-Final/Preparatory Marks Card" (Note: Maximum File Size 500KB, File format: JPG, JPEG, PNG, PDF)\*. Each box contains a cloud icon with an upward arrow and an "Upload" button.

### NOTE:

- To View Application form, click on button called “View/Print Application”.



**Forgot password: Click on forgot password:**

Sign In - REGISTRATION FORM 2026 - 2027



## JYOTI NIVAS PRE-UNIVERSITY COLLEGE

Mobile Number\*

Password\*

SIGN IN

NEW REGISTRATION

[Guidelines to fill the registration form ?](#)

[Forgot Password](#)

Note: For the best experience use "Google Chrome" Browser.

©2026-27 SchoolPhins The Wings of an Education.

### Forgot Password



## JYOTI NIVAS PRE-UNIVERSITY COLLEGE

Mobile Number\*

Date of Birth\*  
dd-mm-yyyy

CHANGE

[Back to Login](#)

©2026-27 SchoolPhins The Wings of an Education.